

This document is a free resource provided by johnbowenpiano.co.uk as supplementary material to the video lessons there. All the following scales appear on the ABRSM piano syllabus at Grade 7. The information here is accurate February 2021 but syllabuses should be checked for changes.

SCALES PLAYED A SIXTH APART

LESSON 1 - Group 3 Scales

Eb major (on the syllabus)

Pom tib - bar tib - bar, Group of Three, tib - bar tib - bar, Group of Three of Three, tib - bar tib - bar, Group of Three, tib - bar tib - bar, pom

F# harmonic minor (on the syllabus)

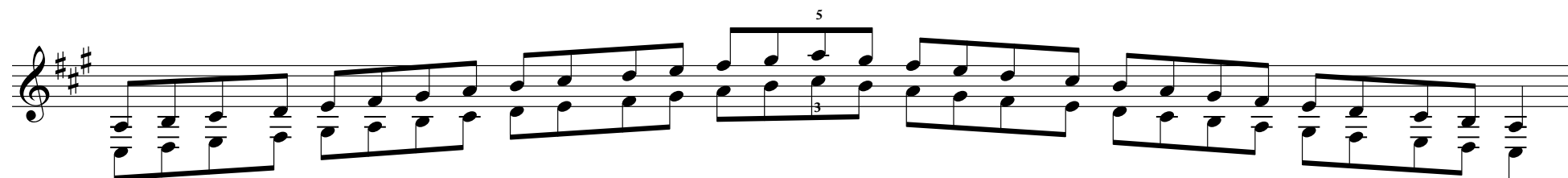
tib - bar, Group of Three, tib - bar, tib - bar, Group of Three, tib - bar, pom tib - bar, Group of Three, tib - bar, tib - bar, Group of Three, tib - bar.

or

Pom 4s Group of Three, Group of Three, 4s Group of Three, Group of Three of Three, Group of Three, 4s Group of Three, Group of Three, 4s pom

LESSON 2 - Group 1 Scales


A major (on the syllabus)



Group of Three, Group of Three, 4s Group of Three, Group of Three, 4s pom 4s Group of Three, Group of Three, 4s Group of Three, Group of Three,

The image shows a musical staff for the A major scale. The key signature has three sharps (F#, C#, G#). The scale is written in a treble clef. The notes are A4, B4, C#5, D5, E5, F#5, G#5, A5. The notation includes slurs over groups of three notes, a '4s' (four sixths) interval between the second and third notes, and a 'pom' (pedal point) under the first note. There are also slurs over groups of three notes in the descending part of the scale. A '3' (triple) is written under the fifth note (E5) and a '5' (finger number) is written above the fifth note.


A harmonic minor (on the syllabus)



Group of Three, Group of Three, 4s Group of Three, Group of Three, 4s pom 4s Group of Three, Group of Three, 4s Group of Three, Group of Three,

The image shows a musical staff for the A harmonic minor scale. The key signature has three sharps (F#, C#, G#). The scale is written in a treble clef. The notes are A4, B4, C#5, D5, E5, F#5, G#5, A5. The notation includes slurs over groups of three notes, a '4s' (four sixths) interval between the second and third notes, and a 'pom' (pedal point) under the first note. There are also slurs over groups of three notes in the descending part of the scale. A '3' (triple) is written under the fifth note (E5) and a '5' (finger number) is written above the fifth note.

C harmonic minor (on the syllabus)



Group of Three, Group of Three, 4s Group of Three, Group of Three, 4s pom 4s Group of Three, Group of Three, 4s Group of Three, Group of Three,

The image shows a musical staff for the C harmonic minor scale. The key signature has two flats (Bb, Eb). The scale is written in a treble clef. The notes are C4, D4, Eb5, F5, G5, Ab5, Bb5, C6. The notation includes slurs over groups of three notes, a '4s' (four sixths) interval between the second and third notes, and a 'pom' (pedal point) under the first note. There are also slurs over groups of three notes in the descending part of the scale. A '3' (triple) is written under the fifth note (G5) and a '5' (finger number) is written above the fifth note.

G major (NOT on the syllabus)

Musical notation for G major exercise. The piece is written in G major (one sharp) and 4/4 time. It consists of two staves: a bass staff on the left and a treble staff on the right. The bass staff begins with a treble clef and a sharp sign, while the treble staff begins with a bass clef and a sharp sign. The notation includes various rhythmic patterns, including groups of three and groups of three with a 4s (quarter note) value. There are fingerings indicated: '5' above a note in the treble staff and '3' below a note in the bass staff.

Group of Three, Group of Three, 4s Group of Three, Group of Three, 4s pom 4s Group of Three, Group of Three, 4s Group of Three, Group of Three,

G harmonic minor (NOT on the syllabus)

Musical notation for G harmonic minor exercise. The piece is written in G harmonic minor (two sharps) and 4/4 time. It consists of two staves: a bass staff on the left and a treble staff on the right. The bass staff begins with a bass clef and two sharp signs, while the treble staff begins with a treble clef and two sharp signs. The notation includes various rhythmic patterns, including groups of three and groups of three with a 4s (quarter note) value. There are fingerings indicated: '5' above a note in the treble staff and '3' below a note in the bass staff.

Group of Three, Group of Three, 4s Group of Three, Group of Three, 4s pom 4s Group of Three, Group of Three, 4s Group of Three, Group of Three,

D major (NOT on the syllabus)

Musical notation for D major exercise. The piece is written in D major (two sharps) and 4/4 time. It consists of two staves: a bass staff on the left and a treble staff on the right. The bass staff begins with a bass clef and two sharp signs, while the treble staff begins with a treble clef and two sharp signs. The notation includes various rhythmic patterns, including groups of three and groups of three with a 4s (quarter note) value. There are fingerings indicated: '5' above a note in the treble staff and '3' below a note in the bass staff.

Group of Three, Group of Three, 4s Group of Three, Group of Three, 4s pom 4s Group of Three, Group of Three, 4s Group of Three, Group of Three,

D harmonic minor (NOT on the syllabus)

Group of Three, Group of Three, 4s Group of Three, Group of Three, 4s pom 4s Group of Three, Group of Three, 4s Group of Three, Group of Three,

LESSON 3 - Group 2 Scales

F# major (on the syllabus) - Focus on the LH on the way up and on the RH on the way down. Practice the upwards and downwards scales separately including, to start with, the notes in small print before removing them.

Notice that PINCERS in Group 2 scales in 6ths is no longer always "white-white"

pom pom 3 pin - cers 4 'Group of three' 3 pin - cers 4 'Group of three'

'Group of three' 3 pin - cers 4 'Group of three' 3 pin - cers 4 'Group of three'

Eb harmonic minor (on the syllabus)

Focus on the LH on the way up, on the RH on the way down. The topmost LH not may be played by any of 2, 3 or 4. B careful to observe the D naturals

4 'Group of three' 3 pin -cers 4 'Group of three' 3 pin -cers 3 pin -cers 4 'Group of three' 3 pin -cers 4 'Group of three' 3

LESSON 4 - Group 5 Scales

Bb major (NOT on the syllabus)

You will see on the script below a new codeword required only for this scale -

WUNFER - Thumb in one hand while the other plays fourth finger, from ONE-FOUR, therefore "WUNFER"!

pom wunfer rabbit-ears & rabbit-ears wunfer wunfer rabbit-ears & rabbit-ears wunfer rabbit-ears & rabbit-ears wunfer wunfer rabbit-ears & rabbit-ears wunfer pom

LESSON 5 - Group 4 Scales

Ab major (NOT on the syllabus)

3
5
pom 4s Group of Three, Group of Three, 4s Group of Three, Group of Three of Three, Group of Three, 4s Group of Three, Group of Three, 4s pom

G# harmonic minor (NOT on the syllabus)

3
5
pom 4s Group of Three, Group of Three, 4s Group of Three, Group of Three of Three, Group of Three, 4s Group of Three, Group of Three, 4s pom

C# harmonic minor (NOT on the syllabus)

3
5
pom 4s Group of Three, Group of Three, 4s Group of Three, Group of Three of Three, Group of Three, 4s Group of Three, Group of Three, 4s pom

LESSON 6 - Remaining Group 2 Scales NOT on the syllabus0


Db major (NOT on the syllabus)



Musical notation for the Db major scale. The scale is written on a treble clef staff with a key signature of three flats (Bb, Eb, Ab). The melody consists of eighth notes, and the bass line consists of quarter notes. Fingering numbers 2 and 5 are indicated at the beginning and end of the scale.

Pom 4 'Group of three'3 pin -cers 4 'Group of three'3 pin -cers-cers 4 'Group of three'3 pin -cers 4 'Group of three'3 Pom


Bb harmonic minor (NOT on the syllabus)



Musical notation for the Bb harmonic minor scale. The scale is written on a treble clef staff with a key signature of two flats (Bb, Eb). The melody consists of eighth notes, and the bass line consists of quarter notes. Fingering numbers 4 and 3 are indicated at the beginning and end of the scale.

3 pin -cers 4 'Group of three'3 pin -cers 4 'Group of three'4 'Group of three'3 pin -cers 4 'Group of three'3 pin -cers 4

B major (NOT on the syllabus)



Musical notation for the B major scale. The scale is written on a treble clef staff with a key signature of two sharps (F#, C#). The melody consists of eighth notes, and the bass line consists of quarter notes. Fingering numbers 1 and 2 are indicated at the beginning and end of the scale.

Pin -cers 4 'Group of three'3 pin -cers 4 'Group of three'3 pom 4 'Group of three'3 pin -cers 4 'Group of three'3 pin -cers


B harmonic minor (NOT on the syllabus)

Pin -cers 4 'Group of three'3 pin -cers 4 'Group of three'3 pom 4 'Group of three'3 pin -cers 4 'Group of three'3 pin -cers

F harmonic minor (NOT on the syllabus)

'Group of three'3 pin -cers 4 'Group of three'3 pin -cers 4 pom 3 pin -cers 4 'Group of three'3 pin -cers 4 'Group of three'


F major (NOT on the syllabus)



Musical notation for F major exercise 1. The piece is in treble clef with a key signature of one flat (Bb). It consists of a single melodic line with a starting fingering of 1 on the first note and 3 on the second. The melody is composed of eighth and sixteenth notes, with some groups of notes beamed together. The exercise ends with a final quarter note on the F line.

'Group of three' 3 pin -cers 4 'Group of three' 3 pin -cers 4 pom 3 pin -cers 4 'Group of three' 3 pin -cers 4 'Group of three'

or



Musical notation for F major exercise 2. The piece is in treble clef with a key signature of one flat (Bb). It consists of a single melodic line with a starting fingering of 1 on the first note and 4 on the second. The melody is composed of eighth and sixteenth notes, with some groups of notes beamed together. The exercise ends with a final quarter note on the F line.

Group of four— Group of three Group of four— Group of three pom Group of three Group of four— Group of three Group of four—

or use exactly the same fingering as for F major in octaves!